




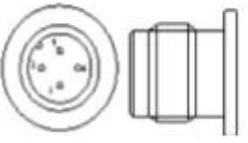
Pressure Transmitter Data Sheet

Remark: The standard accuracy is 0.5%, and size diameter is 26mm, if you need special (\varnothing 22mm, \varnothing 23mm, \varnothing 26mm, \varnothing 38mm), when order, please mention it, and we will send you the drawing to confirm.

Technical Characteristics

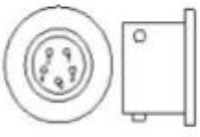
| | |
|-------------------------|--|
| Model | CMPT124G-211 |
| Range | 0-50bar~6000bar |
| Accuracy | 0.5%FS; 1%FS |
| Nonlinearity | 0.2%FS |
| Reliability | 0.2%FS |
| Output | 4-20mA, 0-10V, 0-5V, 0.5-4.5V (PT124B-210); 1.5mV/V, 2mV/V (PT124G-210) Optional |
| Input voltage | 24VDC (4-20mA, 0-10V, 0-5V output) 5V DC (0.5-4.5V output) 10V DC (1.5mV/V, 2mV/V output) Optional |
| Operating temperature | -20~80°C |
| Compensated temperature | 0~75°C |
| Overload pressure | 150%FS |
| Electric connector | Hirschman(DIN), M12(4pins), 5pins, gland cable, direct cable optional |
| Process connector | G1/4, G1/2, 1/2NPT, 1/4NPT, M12*1.5 (Customer design) |
| Housing Shell Diameter | \varnothing 22mm, \varnothing 23mm, \varnothing 26mm, \varnothing 38mm optional |

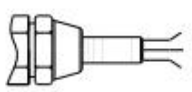
Electric Connection & wiring code

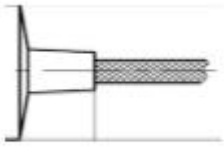
| Electric connector | 2 wire (4-20mA) | | | 3 wire (0-10V, 0-5V, 0.5-4.5V) | | | 5wire (1.5mV/V, 2mV/V) | | |
|--|--------------------|----------|-------|-----------------------------------|----------|-------|---------------------------|----------|-------|
| | Pin | Function | Color | Pin | Function | Color | Pin | Function | Color |
| Hirschman (DIN)  Suitable \varnothing 22, \varnothing 26, \varnothing 38 | 1 | E+/S+ | Red | 1 | E+ | Red | 1 | ----- | ----- |
| | 2 | E-/S- | Black | 2 | S+ | Blue | 2 | ----- | ----- |
| | 3 | ----- | ----- | 3 | E-/S- | White | 3 | ----- | ----- |
| M12, 4Pins  Suitable \varnothing 22, \varnothing 26, \varnothing 38 | 1 | E+ | Brown | 1 | E+ | Brown | 1 | ----- | ----- |
| | 2 | ----- | ----- | 2 | ----- | ----- | 2 | ----- | ----- |
| | 3 | S+ | Blue | 3 | S+ | Blue | 3 | ----- | ----- |
| | 4 | ----- | ----- | 4 | E-/S- | White | 4 | ----- | ----- |



Pressure Transmitter Data Sheet

| 5 Pins | | Pin | Function | Color | Pin | Function | Color | Pin | Function | Color |
|--|--|-----|----------|-------|-----|----------|-------|-----|----------|--------|
|  Suitable $\varnothing 22, \varnothing 26, \varnothing 38$ | | 1 | S+ | Black | 1 | S+ | Blue | 1 | S+ | Blue |
| | | 2 | E+ | Red | 2 | E+- | Red | 2 | E+ | Red |
| | | 3 | ----- | ----- | 3 | E-/S- | Black | 3 | S- | White |
| | | 4 | ----- | ----- | 4 | ----- | ----- | 4 | E- | Yellow |
| | | 5 | ----- | ----- | 5 | ----- | ----- | 5 | C | Black |

| Gland Cable | | Function | Color | Function | Color | Function | Color |
|--|--|----------|-------|----------|--------------|----------|--------|
|  Suitable $\varnothing 22, \varnothing 26, \varnothing 38$ | | E+ | Red | S+ | Blue | S+ | Blue |
| | | S+ | Black | E+ | Red | E+ | Red |
| | | ----- | ----- | E-/S- | Yellow/White | S- | White |
| | | ----- | ----- | ----- | ----- | E- | Yellow |
| | | ----- | ----- | ----- | ----- | C | Black |

| Direct cable | | Function | Color | Function | Color | Function | Color |
|---|--|----------|-------|----------|--------------|----------|--------|
|  Suitable $\varnothing 23$ | | E+ | Red | S+ | Blue | S+ | Blue |
| | | S+ | Black | E+ | Red | E+ | Red |
| | | ----- | ----- | E-/S- | Yellow/White | S- | White |
| | | ----- | ----- | ----- | ----- | E- | Yellow |
| | | ----- | ----- | ----- | ----- | C | Black |

| Ordering Guide | | | | | | | |
|--|-------------|--------|--------------|---------------------|----------|---------------|-------------------|
| Model | Range (bar) | Output | Screw Thread | Electric connection | Accuracy | Diameter (mm) | Other requirement |
| CMPT124B/G-210 | * | * | * | * | * | * | --- |
| Example: CMPT124B-210-60Bar-4/20mA-G1/2-Hirschmann-0.5%-26 | | | | | | | |